

TAX REPORT

1st Quarter 2025



This Tax Report details the cash outflows made by Petrobras with the collection of taxes and government take in the first quarter of 2025. The information follows the cash basis criterion and should be read in along with the Tax Report for the fourth quarter of 2024, on which the compliance aspects and tax risk management of the Company are presented, as well as the tax policy, with its principles and guidelines, among other information about our role as one of the largest taxpayers in the Brazilian economy.

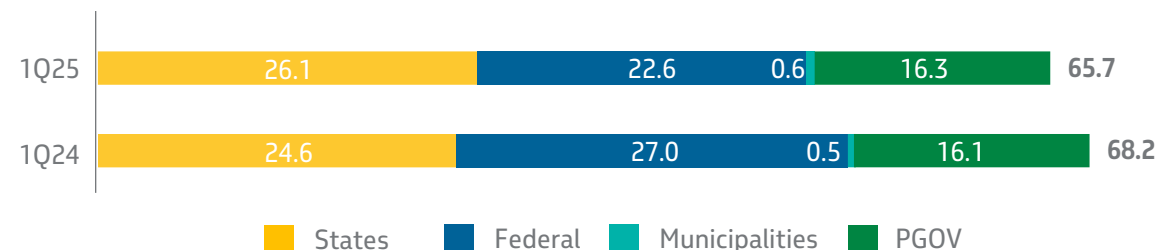
Petrobras reported a R\$ 65.7 billion contribution for the Government in the first quarter of 2025. This amount includes R\$ 42.7 billion in taxes due to its own operations, R\$ 16.3 billion in Government Take (Gov. Take), and R\$ 6.7 billion in taxes withheld from third parties.

In the first quarter, an amount of R\$ 22.6 billion was paid in federal taxes, which, when added to the R\$ 16.3 billion in Government Take, totals R\$ 38.9 billion allocated to the federal government. This amount is then distributed to states and municipalities according to current legislation. This value represents approximately 5.4% of the total federal tax collection. Compared to the same period of the previous year, there was a 10% decrease in federal tax collection, driven by lower payments of IRPJ, CSLL and PIS/COFINS.

In terms of state tax collections, Petrobras disbursed R\$ 26.1 billion in the first quarter of 2025, representing approximately 12.1% of the total collected by states. This reflects a 6% increase compared to the first quarter of 2024.

Municipal taxes amounted to R\$ 0.6 billion for the period, representing a 20.7% increase compared to the same period of the previous year. The amount paid to municipalities is primarily distributed among ISS (Service Tax) due to Petrobras, taxes withheld from third parties (substitute taxpayer), and IPTU (Urban Property Tax).

Comparison of Payment for the 1st Quarter (R\$ Billion)



R\$ 65.7 billion
PAID IN THE 1st QUARTER OF 2025



R\$ 42.7 billion

FEDERAL + GOV TAKE



R\$ 16.3 billion

STATES



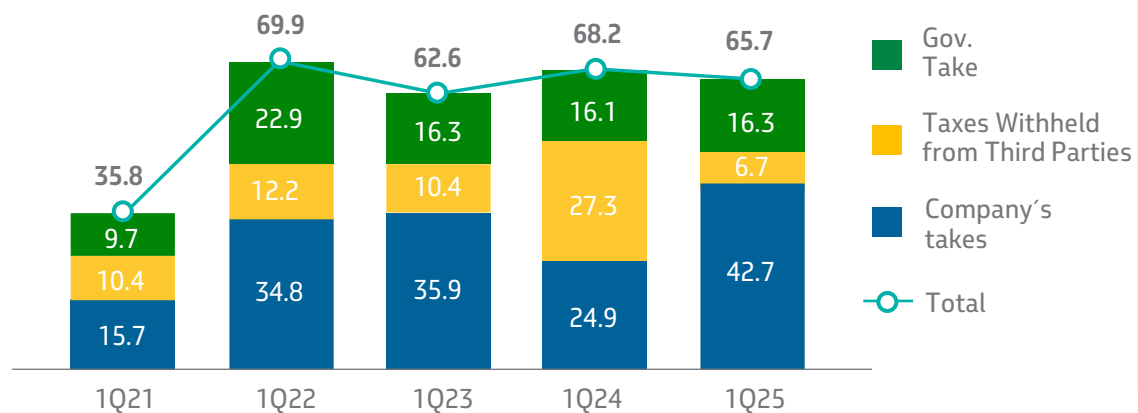
R\$ 6.7 billion

MUNICIPALITIES

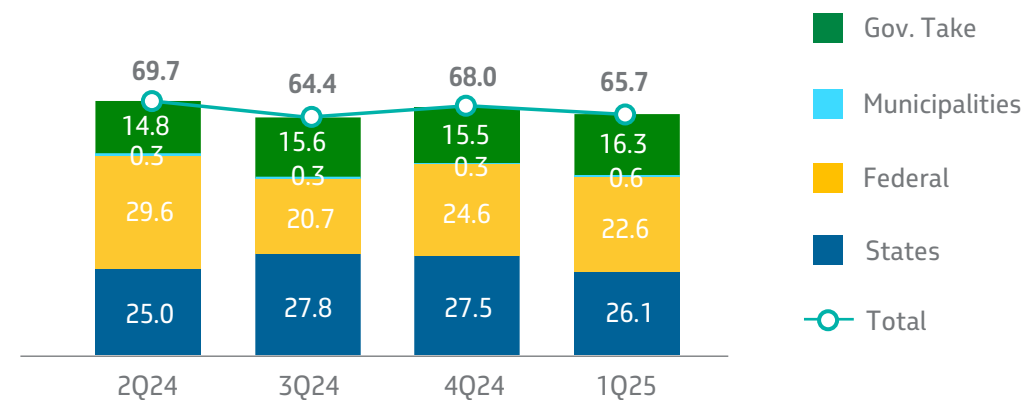


In the charts below, it is possible to observe the distribution of taxes paid by Petrobras, segregated by their competence::

Collection History for the 1st Quarter
(R\$ Billion)



Collection History of the Last 4 Quarters
(R\$ Billion)



In the first quarter of 2025, besides the R\$ 16.3 billion paid as government take, R\$ 10.4 billion were related to royalties, R\$ 5.7 billion to special participation and R\$ 0.2 billion to retention area fee.

In the last four quarters, Petrobras collected R\$ 267.8 billion for the government as taxes and government take



GOVERNMENT
TAKE



*Royalties, special participation,
signature bonuses, and payment
for the occupation or retention
of the área.*



TAXES WITHHELD
FROM THIRD
PARTIES



Tax
Responsible



COMPANY'S
TAXES

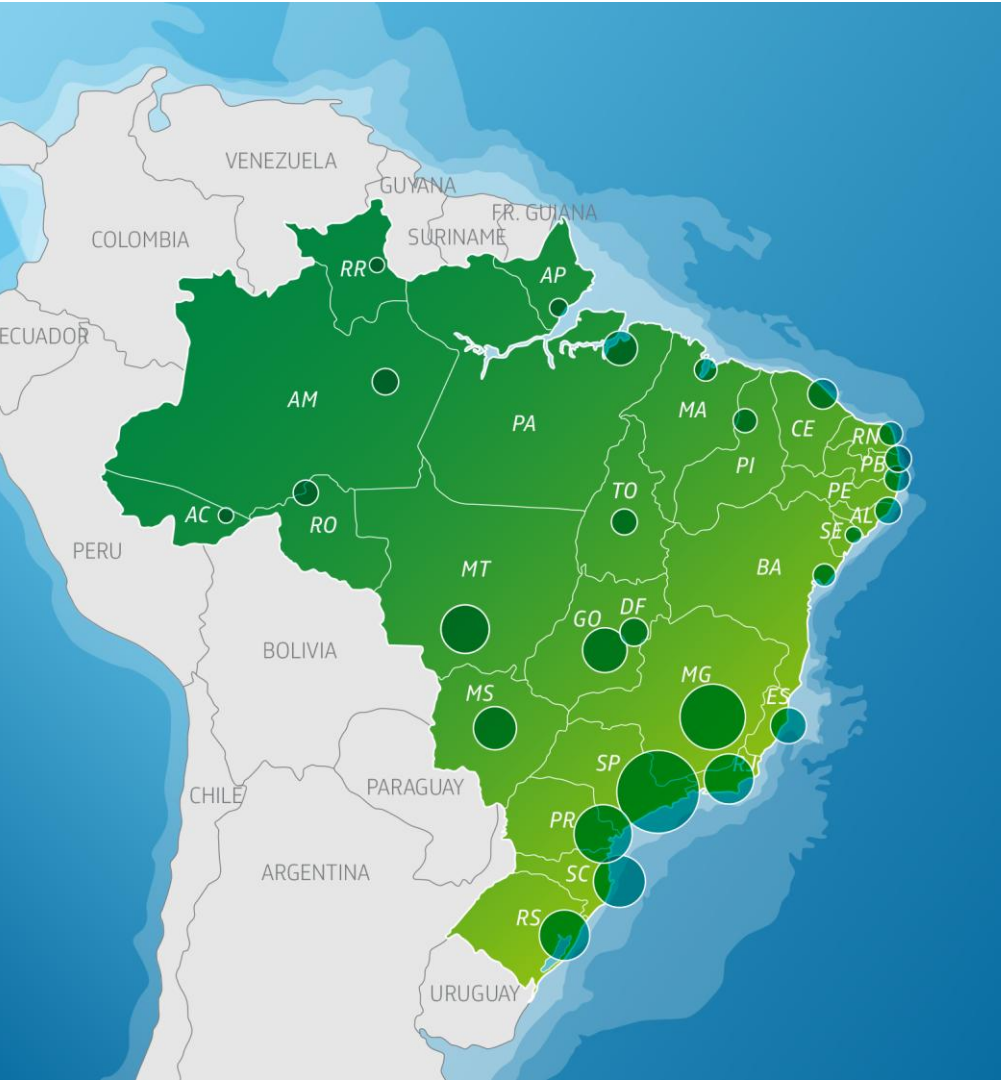


Taxes from
our own operations



Petrobras plays a significant role in the collection of ICMS (State Value Added Tax), as a taxpayer due to its own operations and to operations carried out by third parties. In 19 Federation Units, more than 10% of ICMS collection is attributed to operations, highlighting the company's significant importance to the country.

In the table below, the value of ICMS collected by Petrobras for each State of the Federation and its respective percentage contribution to the total collected by the states, based on the information available by the Transparency Portal of each state.



STATES	PETROBRAS (R\$ Mi)	CONTRIBUTION %
São Paulo	5,583.3	14.7%
Minas Gerais	3,448.2	16.9%
Paraná	2,427.3	18.0%
Rio Grande do Sul	1,881.0	15.2%
Rio de Janeiro	1,771.9	13.4%
Santa Catarina	1,753.3	15.6%
Mato Grosso	1,597.1	18.4%
Goiás	1,285.1	18.6%
Mato Grosso do Sul	1,259.7	49.2%
Espírito Santo	721.5	13.9%
Pará	647,9	5.0%
Ceará	453.8	16.6%
Paraíba	384.7	25.9%
Distrito Federal	364.1	9.1%
Amazonas	322.0	7.7%
Tocantins	303.9	17.0%
Alagoas	295.5	15.2%
Pernambuco	286.3	4.4%
Rondônia	262.8	24.0%
Piauí	225.3	12.2%
Rio Grande do Norte	224.6	10.5%
Maranhão	198.0	9.5%
Bahia	173.0	0.5%
Amapá	77.8	20.6%
Sergipe	61.7	4.5%
Acre	45.3	9.1%
Roraima	39.8	10.0%