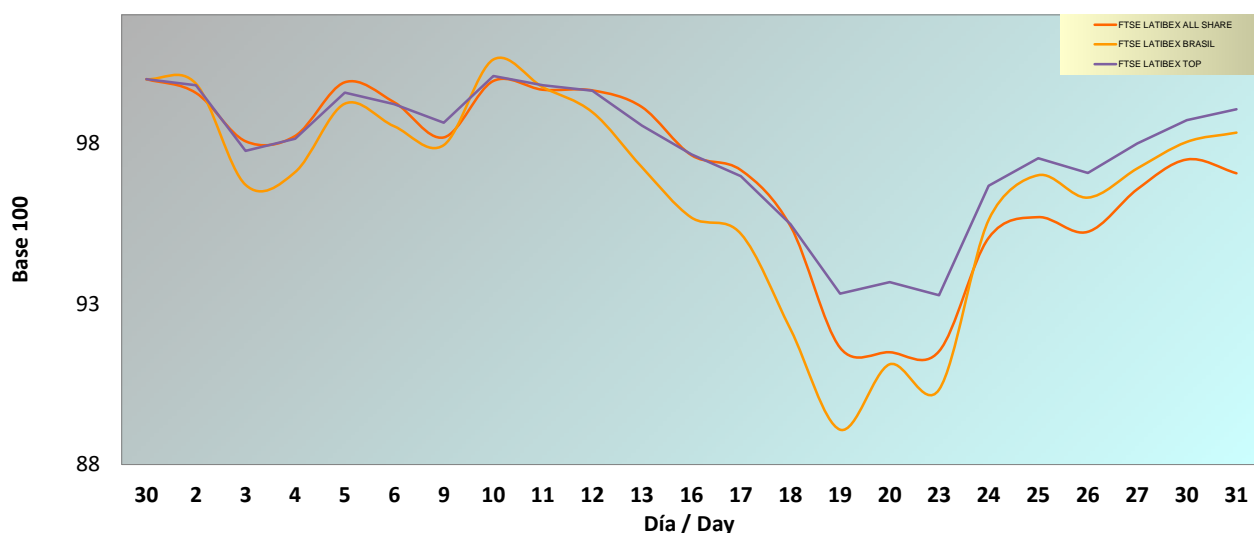


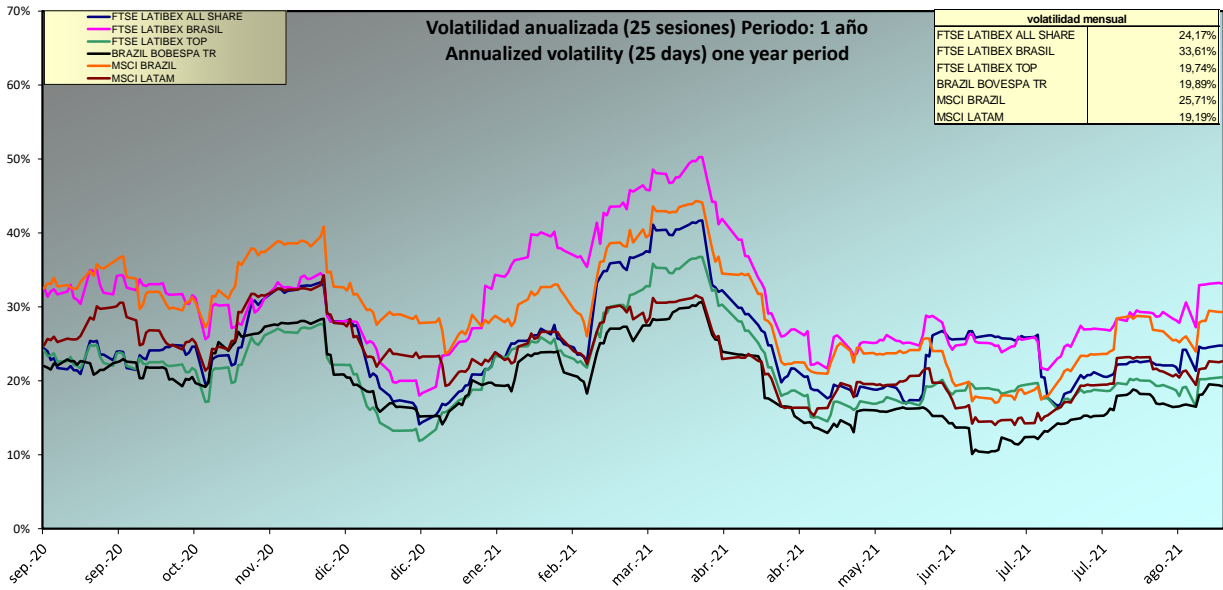
**INFORME MENSUAL AGOSTO 2021 / MONTHLY REPORT AUGUST 2021**
**Evolución Mensual / Monthly performance**

ÍNDICE / INDEX	CIERRE / CLOSING PRICE	DIFERENCIA EN PUNTOS / POINTS DIFFERENCE	RENTABILIDAD / YIELD	RENTABILIDAD EN EL AÑO / YTD YIELD	RENTABILIDAD INTERANUAL / YOY YIELD
FTSE LATIBEX ALL SHARE	2.257,3	-68,2	-2,93%	14,32%	41,09%
FTSE LATIBEX BRASIL	12.127,1	-206,0	-1,67%	23,83%	52,66%
FTSE LATIBEX TOP	5.276,5	-50,2	-0,94%	20,89%	45,70%

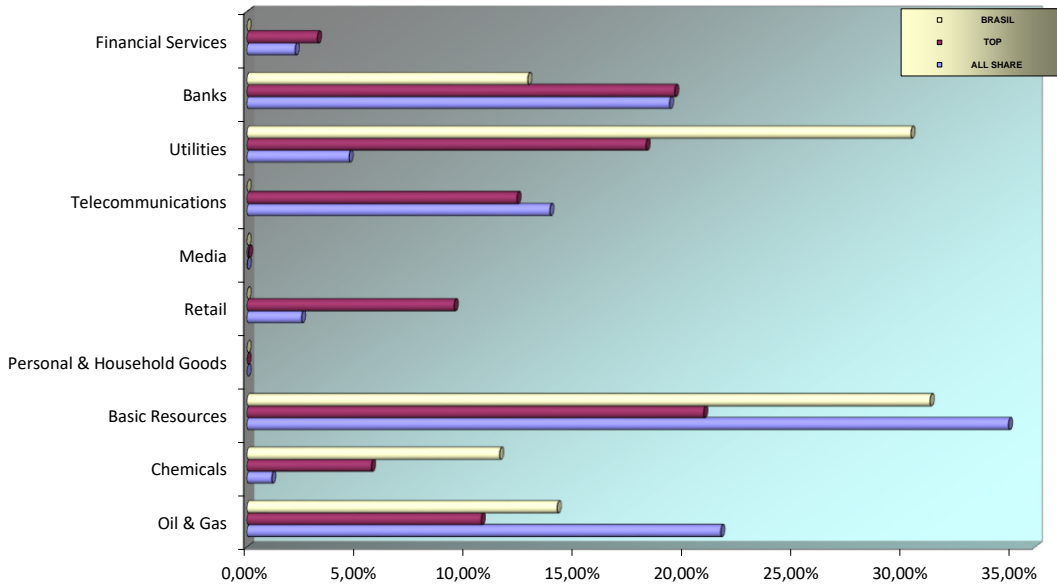
**Evolución mensual índices FTSE LATIBEX / Monthly performance**

**RANKING DE VALORES / TOP & BOTTOM PERFORMING**

SUBIDAS / TOP			BAJADAS / BOTTOM		
CODIGO / CODE	VALOR / STOCK	RENTABILIDAD YIELD	CODIGO / CODE	VALOR / STOCK	RENTABILIDAD YIELD
XBBAR	BBVA ARGENTI	41,10%	XVOLB	VOLCAN	-19,82%
XAMXL	AMERICAMOVIL	16,31%	XBRPP	BRADESPAR,PR	-16,26%
XCMIG	CEMIG	11,68%	XUSIO	USIMINAS ORD	-13,45%
XBRK	BRASKEM	10,42%	XALFA	ALFA	-12,12%
XCOP	COPEL	8,82%	XBRPO	BRADESPAR,OR	-11,79%

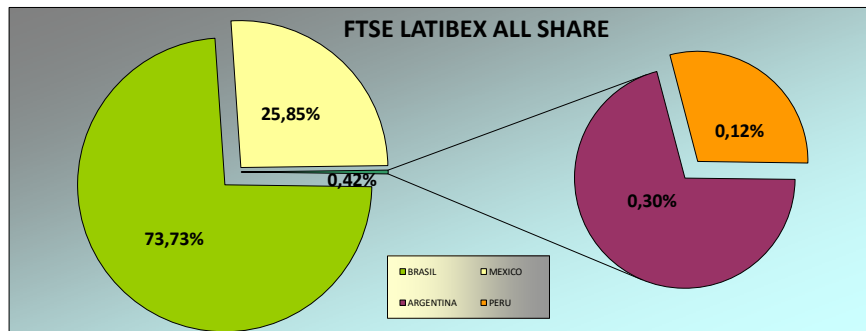
**ANÁLISIS DE VOLATILIDAD / VOLATILITY ANALYSIS**



**ANÁLISIS SECTORIAL / SUPERSECTOR BREAKDOWN**



**ANÁLISIS GEOGRÁFICO / COUNTRY BREAKDOWN**



Fuente: Bloomberg y Sociedad de Bolsas, S.A.